

TifTuf vs Celebration, Tifway & Latitude 36




Celebration



TifTuf



Latitude 36



Tifway 419

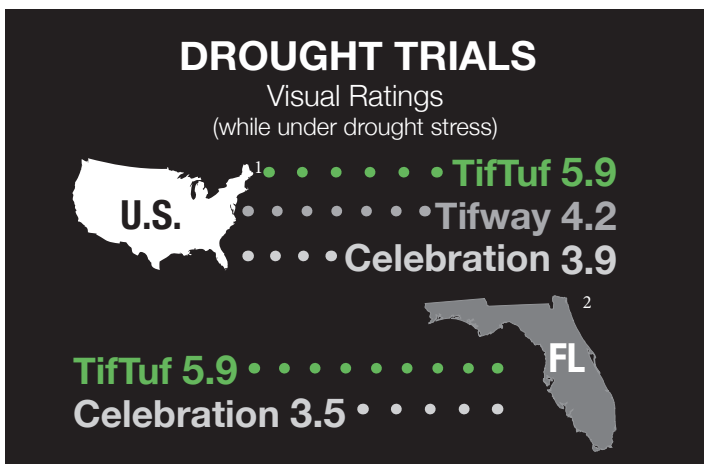
TifTuf Still Green: Bermudagrass cultivars in Tifton, Georgia, under drought stress during 2010 trials for the U.S. Department of Agriculture - Specialty Crop Research Initiative.

Golf enthusiasts will be interested to learn the research comparisons of TifTuf™ to other popular Bermudas, Celebration, Latitude 36 and Tifway 419.

TifTuf has shown its superiority to these varieties in several trials conducted by the University of Georgia, the U.S. Department of Agriculture and the National Turfgrass Evaluation Program.

Drought Tolerance

First, in United States short- and long-term drought trials during 2011-2013, TifTuf's rating while under stress was 5.9; Tifway was 4.2; and Celebration scored only a 3.9.¹ The same was true in a severe drought trial conducted in Florida where TifTuf's average visual rating was 5.9 compared to Celebration's 3.5, while Tifway was not included.

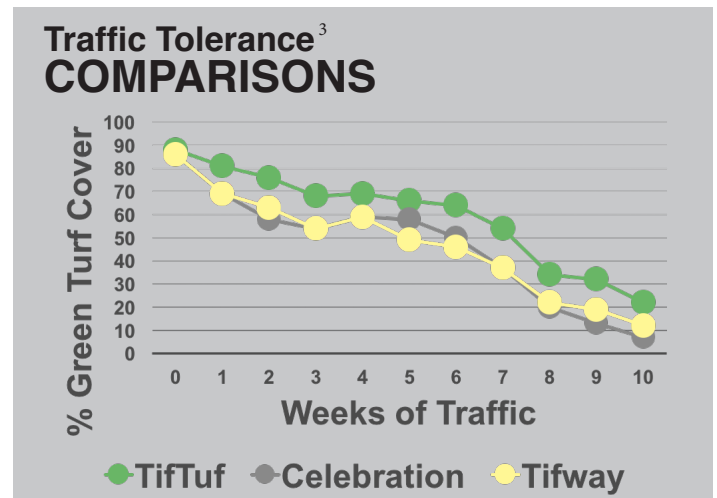


Traffic Tolerance

While TifTuf is more drought tolerant than other Bermudas, a lack of water isn't always the issue on

golf courses. If you do have a course, foot traffic and damaged turf are—pardon the expression—par for the course. Traffic tolerance and recovery rate are important factors in keeping courses in top shape.

In a study conducted by the University of Georgia over a period of 10 weeks, wear equivalent to that of a

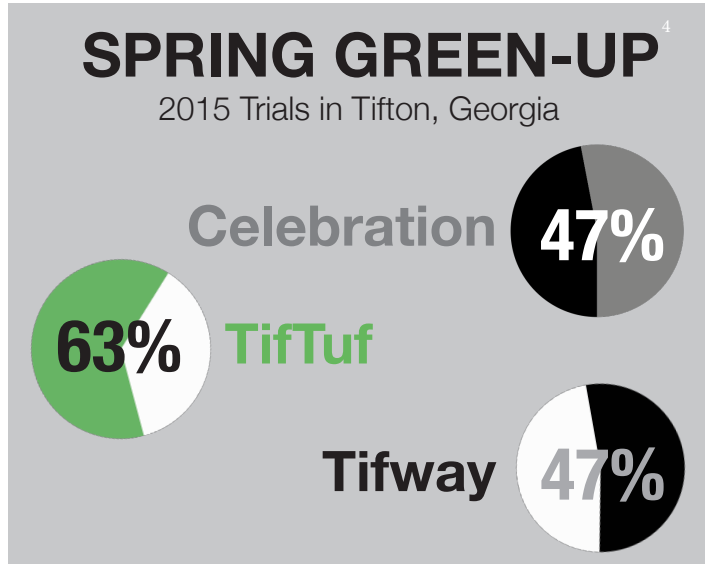


football game was imposed once each week on TifTuf, Tifway and Celebration. The results found that TifTuf consistently performed better than Celebration under the stress of extreme traffic.³

Spring Green-Up

While Bermudagrasses consistently go dormant in cooler weather, TifTuf stays green more days throughout the year than its competition. A study conducted in Tifton, Georgia, tested the percentage of green cover in TifTuf, Tifway and Celebration for the spring of 2015. The results were overwhelmingly in favor of TifTuf. Spring green-up was 63 percent for

TifTuf, while Celebration and Tifway each measured 47 percent.

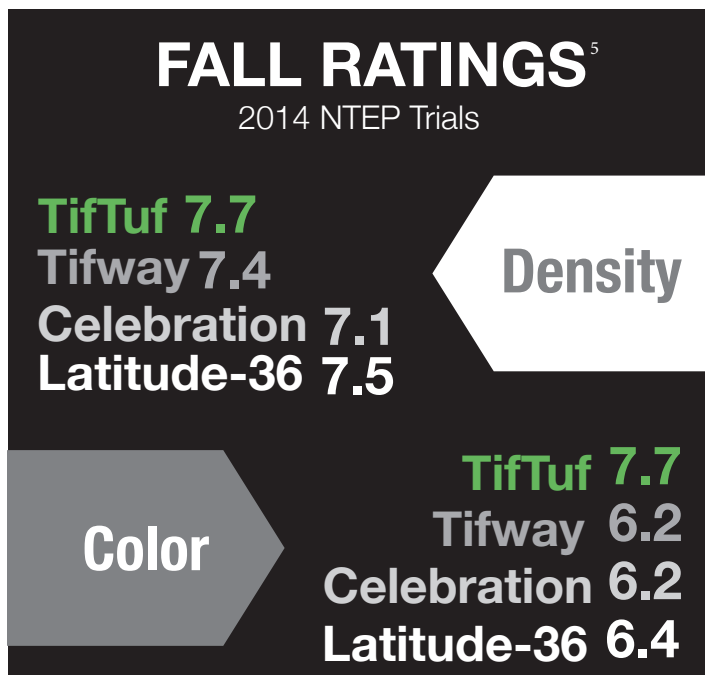


Fall and Winter Performance

TifTuf also boasts high turf quality in the fall months and even during winter. TifTuf had consistently higher fall density ratings and fall color ratings when compared to Tifway, Latitude 36 and Celebration in 2014 NTEP trials.⁵

Another testament to cold tolerance, TifTuf survived at a rate of 93.3 percent with temperatures of -6 degrees in the winter of 2013-2014 in Haysville, Kansas. In the same NTEP trial, Tifway had a 40 percent survival rate, and only 25 percent of the Celebration cultivar survived.⁶

Years of research prove that TifTuf lives up to its name and stands tough against competition.



¹“Application for Release of Interspecific Hybrid Bermudagrass Cultivar (*Cynodon transvaalensis* x *C. dactylon*)”, University of Georgia, Approved August 2014.

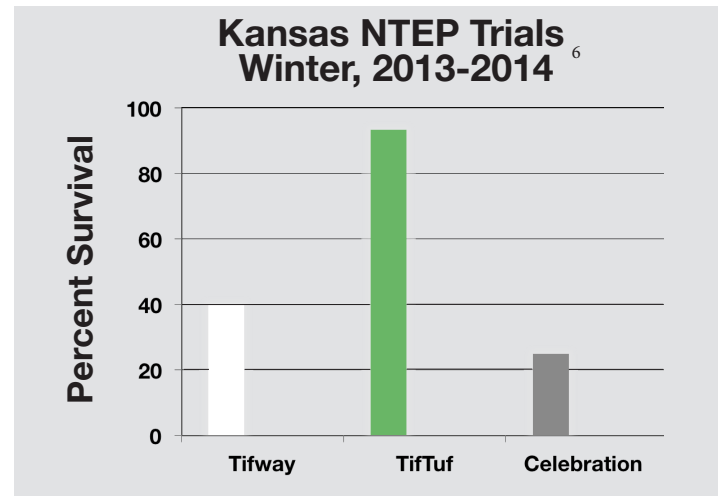
²“Application for Release of Interspecific Hybrid Bermudagrass Cultivar (*Cynodon transvaalensis* x *C. dactylon*)”, University of Georgia, Approved August 2014.

³“Bermudagrass Breeding at UGA” by Brian M. Schwartz and Wayne W. Hanna. Excerpt from 2014 Turfgrass Research Field Day Guide. Published August 2014.

⁴“TifTuf Bermudagrass” presentation by Brian Schwartz. Presented October 19, 2015.

⁵“2013 National Bermudagrass Test - 2013-2014 data,” National Turfgrass Evaluation Program.

⁶“Winter Survival of 2013 National Turfgrass Evaluation Program Zoysiagrass and Bermudagrass Entries at Kansas Locations” by Cole Thompson, Jack Fry, Jared Hoyle, and Jason Griffin. Published July 2014.



TIFTUFTM
CERTIFIED BERMUDAGRASS